

18" and 25" Navigator® | Mini-Lightbar

Features

- High-profile, linear LED lightbar
- Traditional cable LED lightbar
- Available in 18" and 25" lengths
- Federal Signal patented SLR rotator optimizes LEDs for a true 360-degree of light output
- Two-color capability with LED colors in Amber, Blue, Green, Red and White
- Domes offered in Amber, Blue, Clear and Red
- Clear or Black bulkheads
- Flat mount, permanent, and 4" riser mounting options available
- SpectraLux™ multicolor LED technology
- Solaris® LED reflector technology
- Five-year LED warranty




NVG25-AMBR1RFB



How to Order

Choose one of the popular models, customize your own lightbar with our online configurator or contact a local Federal Signal representative or distributor.



Clear bulkhead



Black bulkhead

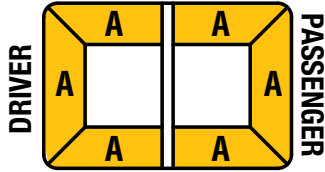
Approvals

- SAE Class 1, J845
- CAC Title 13

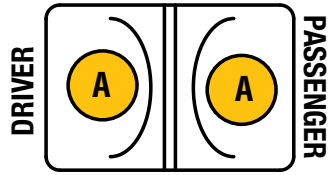
	18"	25"
Specifications		
Operating Voltage	12.8 VDC	
Current Draw	1.5 Amps per QuadraFlare head/2.5 Amps per SLR rotator	
Physical Specifications		
Length	17.6 in (44.7 cm)	24.8 in (62.9 cm)
Width	12.5 in (31.8 cm)	
Height	4.5 in (11.43 cm)	
Shipping Weight		
	Varies by size and configuration of lightbar	

Popular Models

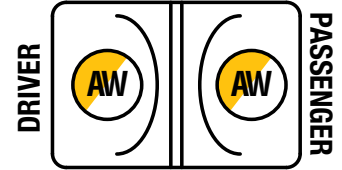
18" Navigator



NVG18-AMBR1FC
 Flat mount, Clear dome,
 and Clear bulkheads

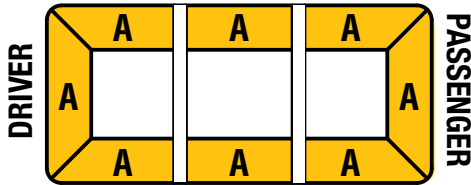


NVG18-AMBR1RFC
 Flat mount, Clear dome,
 and Clear bulkheads

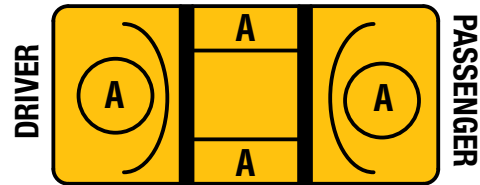


NVG18-MUNI1RFC
 Flat mount, Clear dome,
 and Clear bulkheads

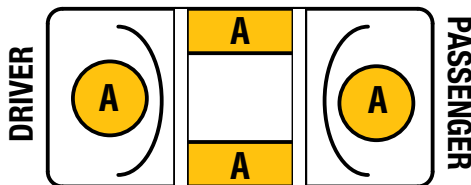
25" Navigator



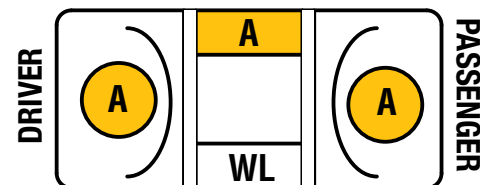
NVG25-AMBR1FC
 Flat mount, Clear dome, and Clear bulkheads



NVG25-AMBR1RFB
 Flat mount, Amber dome, and Black bulkheads



NVG25-AMBR1RFC
 Flat mount, Clear dome, and Clear bulkheads



NVG25-MUNI2RFC
 Flat mount, Clear dome, and Clear bulkheads



Z86531134B-01 – Permanent mount



Z8653178-2 – Flat mount



Z806501522-2 – 4-inch riser Navigator series

10" Navigator® | Mini-Lightbar

Features

- High-profile, linear LED lightbar
- Traditional cable LED lightbar
- 4-wire rugged high temperature and weather resistant TPR cable
- Two-color capability with LED colors in Amber, Blue, Green, Red and White
- Optional oscillate function to the front for rotating models
- Flat mount, permanent and 4" riser mounting options available
- SpectraLux™ multicolor LED technology
- Solaris® LED reflector technology
- Five-year LED warranty

Approvals

- SAE Class 1, J845
- CAC Title 13



NVG10-4AF



NVG10-AAF

CLASS 1

TITLE XIII

Online Lightbar Configurator

SOLARIS

SLR

SpectraLux

How to Order

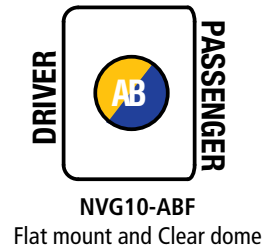
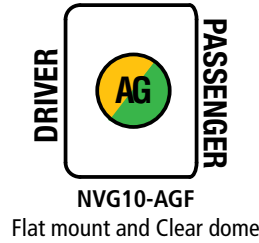
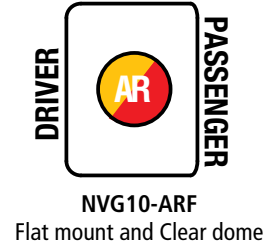

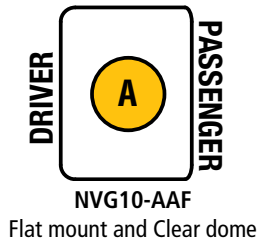
Choose one of the popular models, customize your own lightbar with our online configurator or contact a local Federal Signal representative or distributor.

Additional Color Options

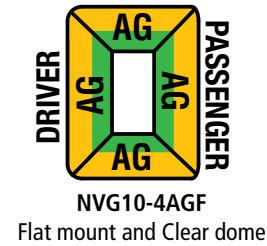
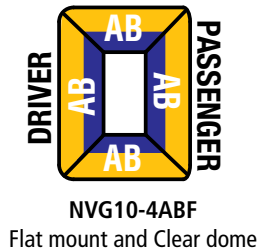

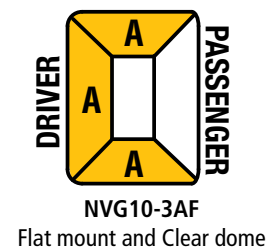

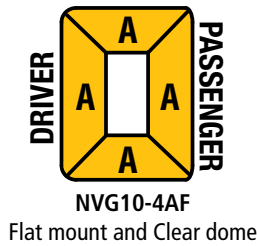


Specifications	
Operating Voltage	12.8 VDC
Current Draw	1.5 Amps per QuadraFlare head/2.5 Amps per SLR rotator
Physical Specifications	
Length	10.0 in (25.4 cm)
Width	12.5 in (31.8 cm)
Height	4.5 in (11.43 cm)
Shipping Weight	
	Varies by size and configuration of lightbar

10" Navigator — Rotating Models



10" Navigator — Stationary Models



24" Legend® LPX Discrete | Mini-Lightbar

Features

- Traditional cable
- Low-profile, linear lightbar design
- Solaris® LED reflector technology
- ROC (Reliable Onboard Circuitry™) technology
- Eight (8) selectable flash patterns;
Two (2) flashing modes
- LEDs offered in Amber, Blue, Green
Red and White
- Top dome colors are offered in
Amber and Clear
- Five-year LED warranty

30

Approval

- SAE J845, Class 1

Applications

- Construction
- Landscape
- Pick-up Trucks
- Snow Plows
- Tow Trucks



CLASS 1

Online Lightbar
ConfiguratorROC
RELIABLE ONBOARD CIRCUITRY™

SOLARIS

Model	Description
24" Model	
LPX24D-00003S*	Clear/Clear, (4) Amber corner LED reflectors, (4) Amber 5" LED reflectors, (2) Amber 2" LED reflectors, flat mount
LPX24D-AMBR1P*	Clear/Clear, (4) Amber corner LED reflectors, (4) Amber 5" LED reflectors, (2) Amber 2" LED reflectors, permanent mount
LPX24D-00015	Amber/Amber, (4) Amber corner LED reflectors, (4) Amber 5" LED reflectors, (2) Amber 2" LED reflectors, flat mount
Accessories and Kits	
660100SSG	RS485 relay module
HKB-(Model)	Hook required with hook-on mount, specify vehicle — see page 9

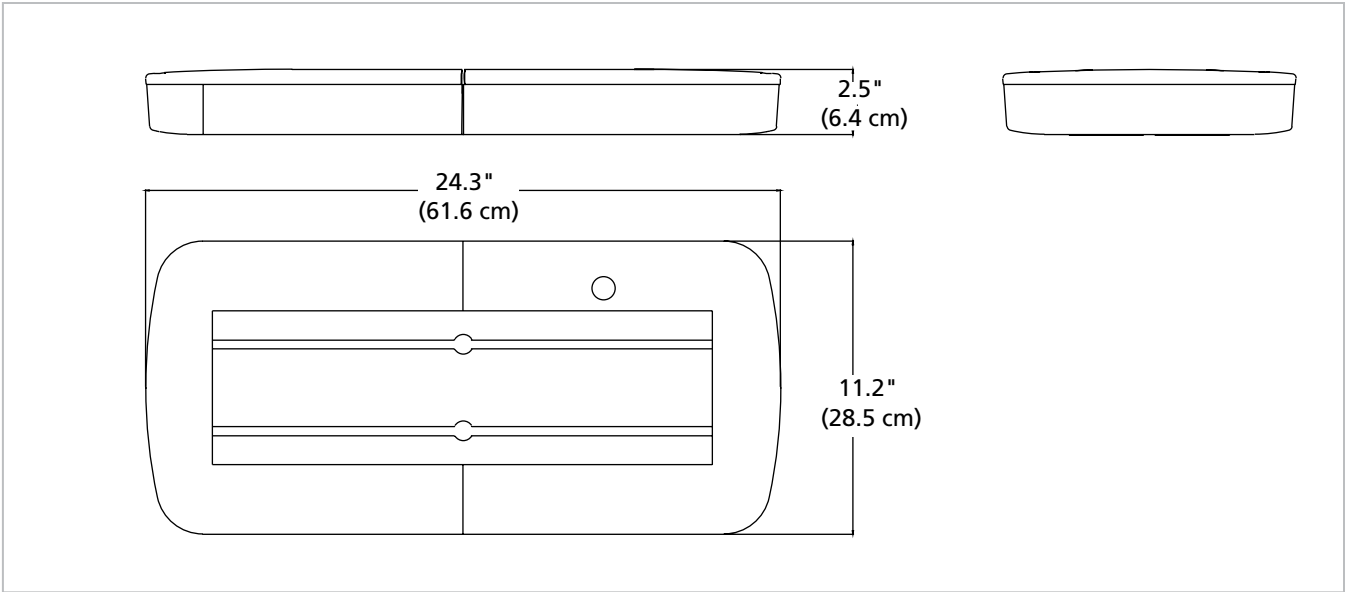
NOTE

- See [page 152](#) for common replacement parts

* Stock model lightbar

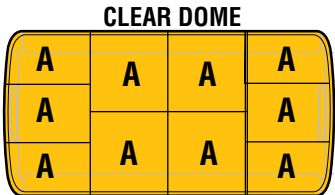
HOW TO ORDER

Choose one of the popular models above, customize your own lightbar with our online configurator or contact a local Federal Signal representative or distributor.

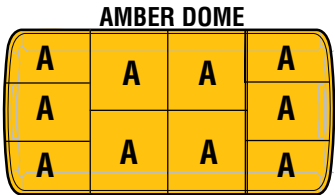


LPX24D	
Specifications	
Operating Voltage	12.8 VDC
Current Draw	1 Amp per head, 0.5 Amp per alley light
Physical Specifications	
Height	2.5 in (6.4 cm)
Length	24.3 in (61.6 cm)
Width	11.2 in (28.5 cm)
Shipping Weight	
	16.6 lb (7.5 kg)*

*Standard Foot Model



LPX24D-00003S*
 LPX24D-AMBR1P*



LPX24D-00015

*Stock model

12" Legend® Sets

Mini-Lightbar

Features

- Solaris® LED reflector technology
- ROC (Reliable Onboard Circuitry™) technology
- 20-ft traditional cable
- Built-in flasher models include (8) selectable flash patterns
- Five-year LED warranty

Applications

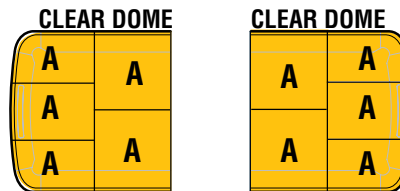
- Tow and Recovery Heavies
- Utility



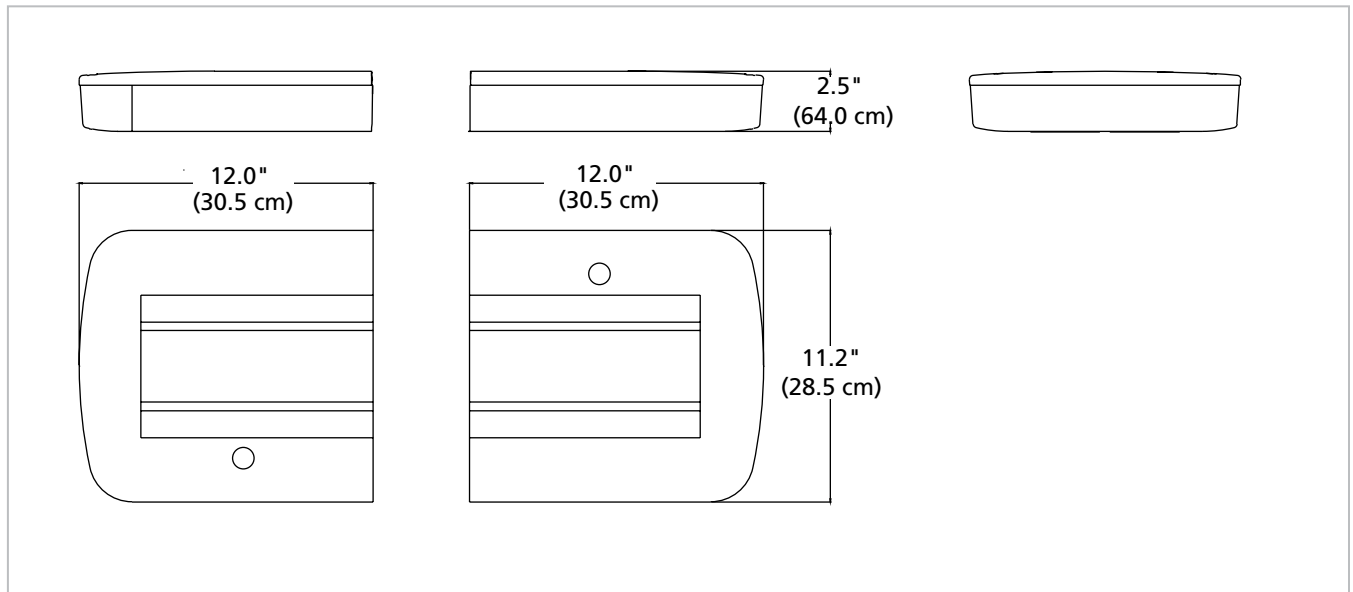
Model	Description
Flat Mount Included	
LGD12Z-00001	Clear, (2) Amber corner LED reflectors, (2) Amber 5" LED reflectors, (1) Amber 2" reflector, built-in flasher, set
LGD12Z-00002	Clear, (2) Amber corner LED reflectors, (2) Amber 5" LED reflectors, (1) Amber 2" reflector, set
Accessories	
660100SSG	RS485 relay module
650205	Flasher, (2) 10 A loads, (10) flash patterns, high-side switching

NOTE

- See [page 152](#) for common replacement parts



LGD12Z-00001
LGD12Z-00002



Specifications	
Amp Draw	2.5 Amps @ 12.8 VDC
Flash Patterns	8
LED Color Options	Amber, Blue, Clear, Green and Red
Dome Color Options	Amber and Clear
Physical Specifications	
Height	2.5 in (64.0 cm)
Length	12.0 in (30.5 cm)
Width	11.2 in (28.5 cm)
Ship Weight	
	16.6 lbs (7.5 kg)*

*Standard foot included

Relay Module

- Works in conjunction with the 3- or 6-button controllers
- Customize complete warning packages with any serial communication lightbar platform and a variety of light heads
- Built-in 2-channel flasher with alternating flash patterns
- (4) relay outputs - (2) 10-Amp and (2) 15-Amp (not to exceed 40-Amps)



HighLighter™ LED

Mini-Lightbar

Features

- Low profile; only 2.7" tall
- Uniform 360-degree light distribution; no dark spots or shadows
- Solaris® LED reflector technology
- ROC (Reliable Onboard Circuitry™) technology
- Five-year LED warranty

Approval

- SAE J845, Class 1

Applications

- Construction
- Landscape vehicles
- Pick-up trucks
- Snow plows



454101HL-02

CLASS 1


ROC
RELIABLE ONBOARD CIRCUITRY™

SOLARIS

Model	Description
Suction-cup magnet mount, cigarette plug with on/off switch	
454100HL-02	Amber LEDs with Amber dome
454100HL-25	Amber LEDs with Clear dome
454100HL-AWA	Amber/White/Amber LEDs with Clear dome
Permanent mount models	
454101HL-02	Amber LEDs with Amber dome; -04 (Red)
454101HL-25	Amber LEDs with Clear dome
454101HL-AWA	Amber/White/Amber LEDs with Clear dome; - AGA(Amber/Green/Amber)
Magnetic mount models, cigarette plug with on/off switch	
454102HL-02	Amber LEDs with Amber dome
454102HL-25	Amber LEDs with Clear dome
Common Replacement Parts	
Z8560095B-02	Dome, HighLighter LED, Amber; -03(Blue); -04(Red); -05(Clear); -06(Green)
Z124161A	Kit, base, HighLighter LED

NOTES

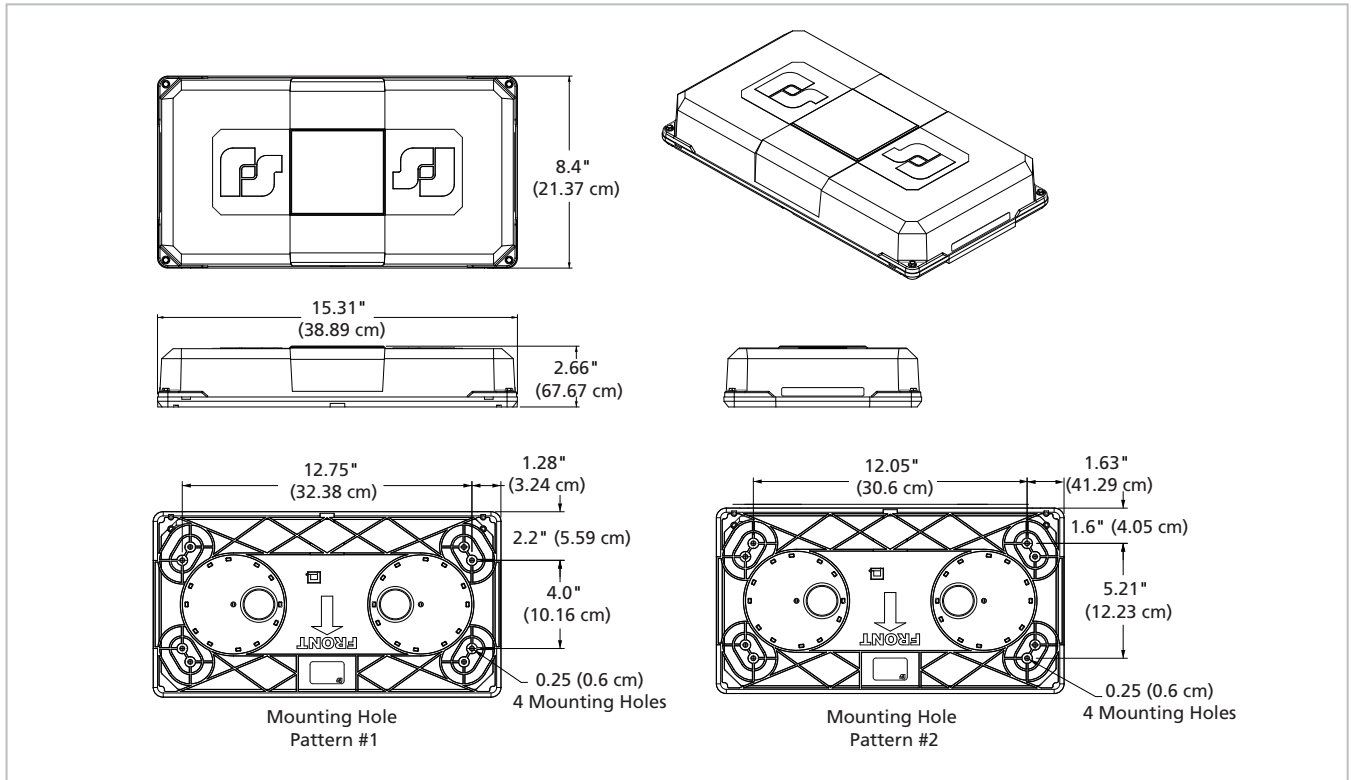
- See [page 42](#) for mounting kits
- Visit www.fedsig.com to view HighLighter LED flash patterns



Shatterproof dome and base with wiper blade gasket protects against moisture



On/Off control switch on cigarette plug magnet mount models



Specifications			
Amp Draw	Max 4 Amps; Total Amp draw depends on flash pattern used		
Flash Rate	Various		
Flash Patterns	23		
LED Count	26		
LED Color Options	Amber, Red, Green and White		
Lens Color Options	Amber, Red, and Clear		
Physical Specifications			
	Permanent mount	Magnetic mount	Suction-cup mount
Height	2.7 in (6.6 cm)	3.0 in (7.6 cm)	3.0 in (7.6 cm)
Length	15.3 in. (38.8 cm)		
Width	8.4 in (21.3 cm)		
Ship Weight			
Permanent Mount	3.4 lbs (1.5 kg)	4.5 lbs (2.0 kg)	6.0 lbs (2.7 kg)

HighLighter™ LED Plus | Mini-Lightbar

Features

- Low profile; only 2.7" tall
- Uniform 360-degree light distribution; no dark spots or shadows
- Solaris® LED reflector technology
- ROC (Reliable Onboard Circuitry™) technology
- Pattern selection using MagnetSelect™, key chain included
- Low power, dim option
- Five-year LED warranty

36

Approvals

- SAE J845, Class 1
- CAC Title 13

Applications

- Construction
- Landscape
- Pick-up trucks
- Snow plows



454201HL-02

CLASS 1

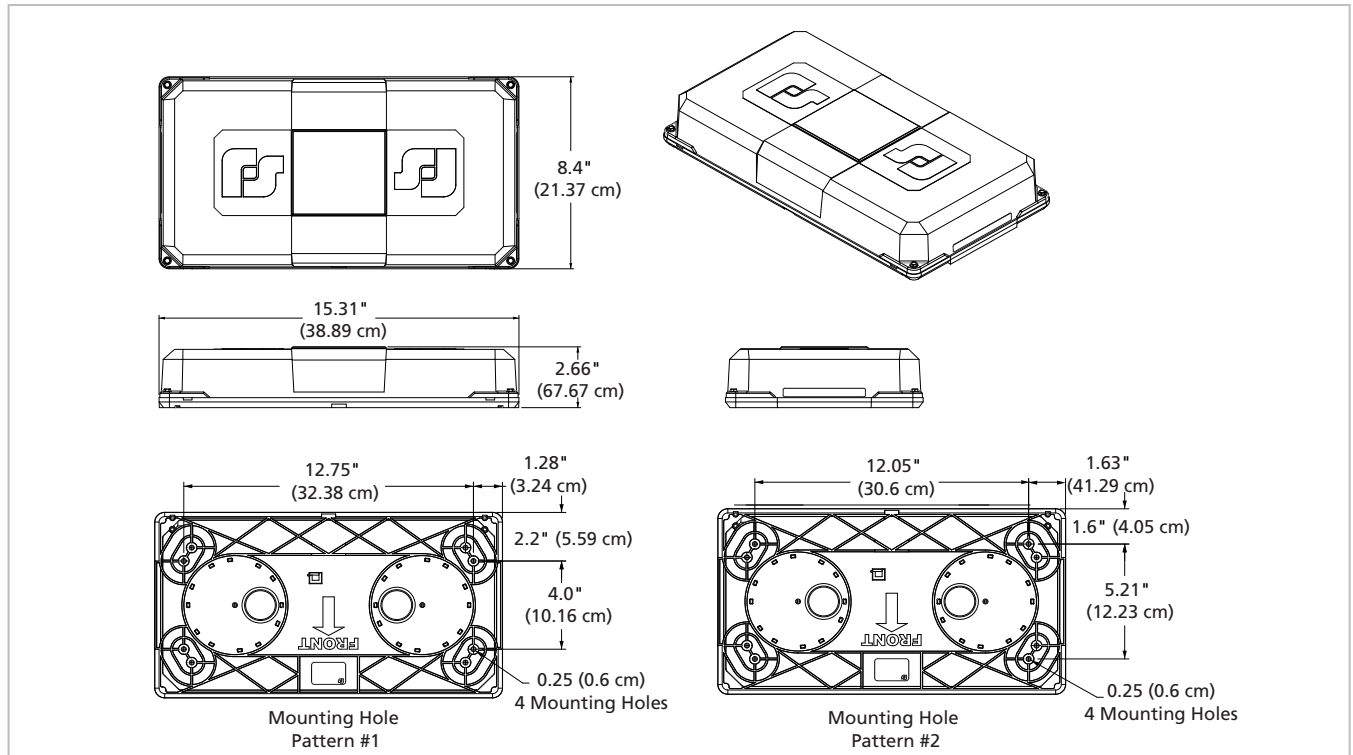
CAC Title 13

ROC
RELIABLE ONBOARD CIRCUITRY™SOLARIS
LED REFLECTOR TECHNOLOGY

Model	Description
Suction-cup magnet mount, cigarette plug with on/off switch	
454200HL-02	Amber LEDs with Amber dome; -03(Blue); -04(Red); -05(White); -06(Green)
454200HL-25	Amber LEDs with Clear dome; -35(Blue); -45(Red)
Permanent mount models	
454201HL-02	Amber LEDs with Amber dome; -03(Blue); -04(Red); -05(White); -06(Green)
454201HL-25	Amber LEDs with Clear dome; -35(Blue); -45(Red)
Magnetic mount, cigarette plug with on/off switch	
454202HL-02	Amber LEDs with Amber dome; -03(Blue); -04(Red); -05(White); -06(Green)
454202HL-25	Amber LEDs with Clear dome; -35(Blue); -45(Red)
Accessories and Kits	
SW2	Switch control
Z8560109A	MagnetSelect™ key chain
Common Replacement Parts	
Z8560095B-02	Dome, HighLighter LED, Amber; -03(Blue); -04(Red); -05(Clear); -06(Green)
Z124161A	Kit, base, HighLighter LED

NOTES


- See [page 42](#) for mounting kits
- See price sheet for additional HighLighter LED models
- Visit www.fedsig.com to view HighLighter LED Plus flash patterns



Specifications			
Amp Draw	Max 4.8 Amps; Total Amp draw depends on flash pattern used		
Flash Rate	Various		
Flash Patterns	23		
LED Count	36		
LED Colors Options	Amber, Blue, Clear, Green and Red		
Lens Color Options	Amber, Blue, Clear, Green and Red		
Physical Specifications			
	Permanent mount	Magnetic mount	Suction-cup mount
Height	2.7 in (6.6 cm)	3.0 in (7.6 cm)	3.0 in (7.6 cm)
Length	15.3 in (38.8 cm)		
Width	8.4 in (21.3 cm)		
Ship Weight			
Permanent Mount	3.4 lbs (1.5 kg)	4.5 lbs (2.0 kg)	6.0 lbs (2.7 kg)




MagnetSelect™ enables selection from 23 flash patterns using a simple magnet



Highly-effective 360-degree of light output



A wiper gasket blade improves the seal of the dome



On the bottom of the base, are two knock-outs with a strain-relief for power and ground or for additional wiring

HighLighter™ LED Pro | Mini-Lightbar

Features

- Low profile; only 2.7" tall
- Uniform 360-degree light distribution; no dark spots or shadows
- Solaris® LED reflector technology
- ROC (Reliable Onboard Circuitry™) technology
- Pattern selection using MagnetSelect™, key chain included
- Low power, dim option
- Sync capability, option
- Two channel high-side flasher synchronizes other light heads (up to 7.5 Amp per channel), option
- Models can be configured with Amber, Blue, Green, Red or White LEDs
- Five-year LED warranty

38

Approvals

- SAE Class 1
- CAC Title 13

Applications

- Construction
- Landscape
- Pick-up trucks
- Snow plows



454301HL-AWA

CLASS 1

CAC Title 13

ROC

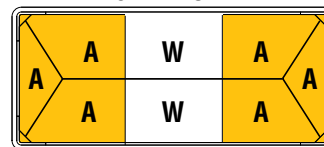
SOLARIS

Model	Description
Suction-cup magnet mount, cigarette plug with on/off switch	
454300HL-AWA	Amber/White/Amber, Clear dome; -AAA(Amber)
Permanent mount models	
454301HL-AWA	Amber/White/Amber, Clear dome; -AB(Amber/Blue); -AAA(Amber)
Magnetic mount, cigarette plug with on/off switch	
454302HL-AWA	Amber/White/Amber, Clear dome; -AB(Amber/Blue); -AAA(Amber)
Accessories and Kits	
SW2	Switch control
Z8560109A	MagnetSelect™ keychain
Common Replacement Parts	
Z8560095B-02	Dome, HighLighter LED, Amber; -03(Blue); -04(Red); -05(Clear); -06(Green)
Z124161A	Kit, base, HighLighter LED

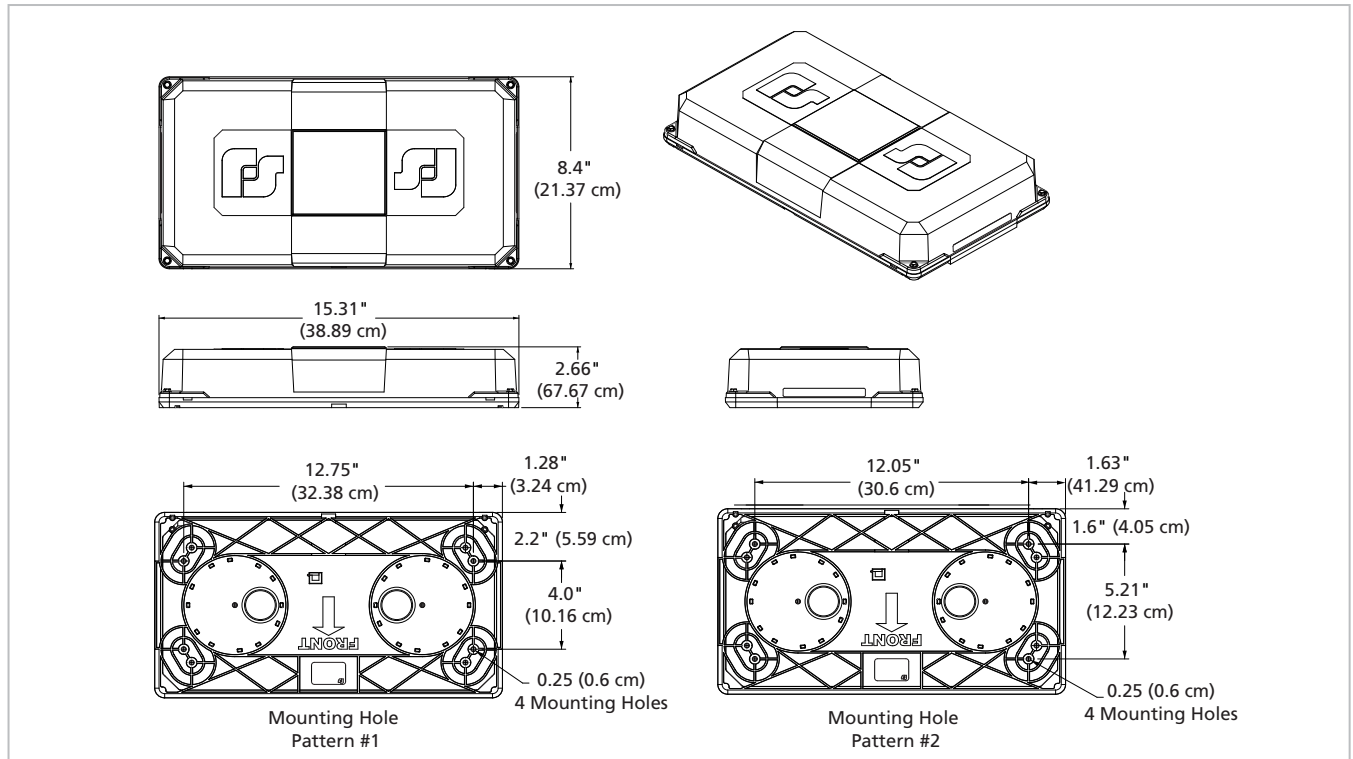
NOTES

- See [page 42](#) for mounting kits
- See price sheet for additional HighLighter LED models
- Visit www.fedsig.com to view HighLighter LED Pro flash patterns

CLEAR DOME




454300HL-AWA
454301HL-AWA
454302HL-AWA



Specifications			
Amp Draw	Max 5.7 Amps; Total Amp draw depends on flash pattern used		
Flash Rate	Various		
Flash Patterns	23		
LED Count	42		
LED Colors Options	Amber, Blue, Clear, Green and Red		
Lens Color Options	Clear		
Physical Specifications			
	Permanent mount	Magnetic mount	Suction-cup mount
Height	2.7 in (6.6 cm)	3.0 in (7.6 cm)	3.0 in (7.6 cm)
Length	15.3 in (38.8 cm)		
Width	8.4 in (21.3 cm)		
Ship Weight			
Permanent Mount	3.4 lbs (1.5 kg)	4.5 lbs (2.0 kg)	6.0 lbs (2.7 kg)



MagnetSelect™ enables selection from 23 flash patterns using a simple magnet



Highly-effective 360-degree of light output



A wiper gasket blade improves the seal of the dome



On the bottom of the base, are two knock-outs with a strain-relief for power and ground or for additional wiring

HighLighter™

Mini-Lightbar

Features

- Two 55-watt halogen reflectors produce an effective 80,000 candelas each
- Compact size - 15" long
- Special thick filament bulb
- Permanent or magnetic mount options for ease of installation
- Domes available in Amber, Blue and Clear
- Five-year warranty

40

Approvals

- SAE J845, Class 1
- CAC Title 13

Applications

- Construction
- Landscape
- Pick-up trucks
- Snow plows



(permanent mount shown)

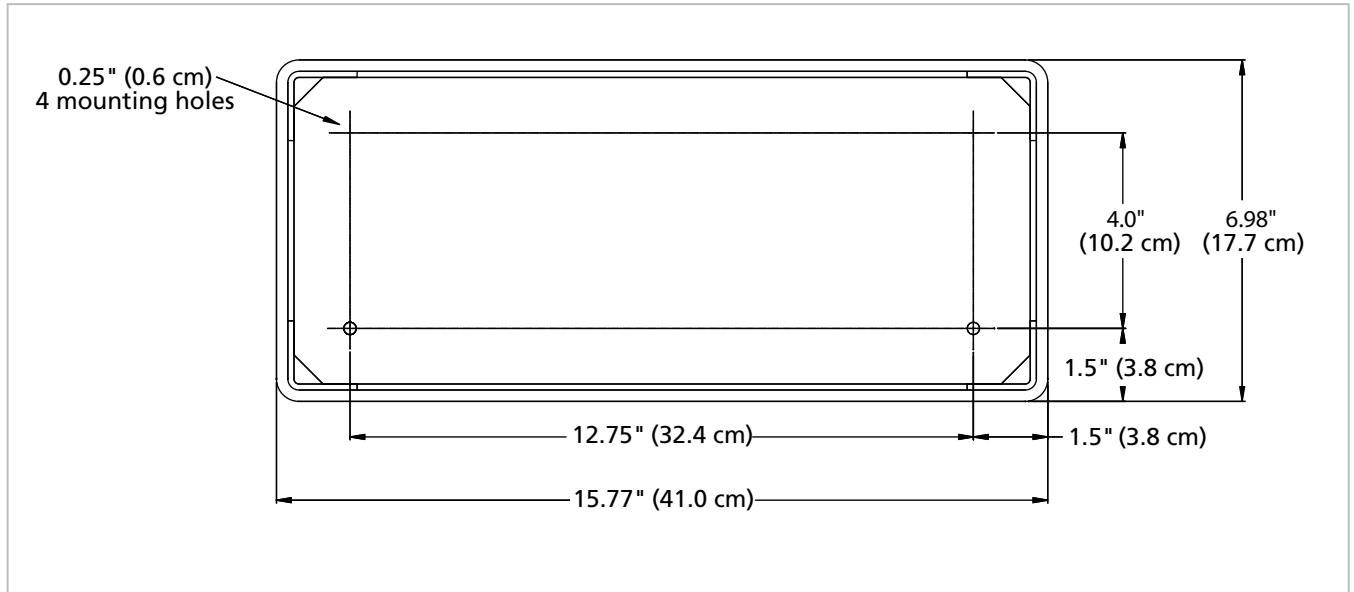
CLASS 1

CAC Title 13

Model	Description
Permanent mount	
450112-02	(2) 95 FPM rotators, diagonal mirror; Amber
450114-02	(2) 95 FPM rotators, diagonal mirror, 24 VDC; Amber
450152-02	(2) 120 FPM rotators, diagonal mirror; Amber
451112-02	(2) 175 FPM rotators, diagonal mirror; Amber; -05(Clear)
Magnetic mount, includes cigarette plug	
452142-02	(2) 95 FPM rotators, diagonal mirror; Amber; -03(Blue); -05(Clear)
452412-02	(2) 175 FPM rotators, diagonal mirror; Amber
Suction-cup magnetic mount, includes cigarette plug	
450142-02	(2) 95 FPM rotators, diagonal mirror; Amber
450162-02	(2) 120 FPM rotators, diagonal mirror; Amber
451412-02	(2) 175 FPM rotators, diagonal mirror; Amber
Kits	
SPL2	Kit, rotator lens, specify color, -A(Amber); -B(Blue)
452340	Magnet mount kit with cigarette plug included
Common Replacement Parts	
Z8440A265A-02	Bulb, 55 W, halogen, long life
439231-95	Bulb, 24 VDC
447532SSG	Motor, 95 FPM, 12 VDC
447542	Motor, 120 FPM, 12 VDC
447539	Motor, 175 FPM, 12 VDC
447534	Motor, 95 FPM, 24 VDC
448572SSG	Rotator, 95 FPM, 12 VDC
448522	Rotator, 175 FPM, 12 VDC
448514	Rotator, 95 FPM, 24 VDC
448524	Rotator, 175 FPM, 24 VDC
452510-02	Dome, HighLighter; Amber; -03(Blue); -05(Clear)

NOTE

- See [page 42](#) for mounting kits



	450112	452142	451112	452412
Factory Set Specifications				
Input Voltage	12.8 VDC			
Current Draw	8.6 Amps			
Candelas	80,000			
Flash Rate	285/min.	285/min.	525/min.	525/min.
Physical Specifications				
Height	5.3 in (13.5 cm)			
Length	15.8 in (40 cm)			
Width	7.0 in (17.8 cm)			
Ship Weight				
Permanent Mount	5.0 lbs (2.3 kg)	7.3 lbs (3.3 kg)	5.0 lbs (2.3 kg)	7.3 lbs (3.3 kg)



452340
Magnetic mount kit with cigarette plug included



For ease of service while on the vehicle, the dome can be removed from the base by simply removing (4) screws



Two 55-watt reflectors produce 80,000 candelas each (diagonal mirror shown)

Mini-Lightbar Specifications / HighLighter Mounting Kits

LED Mini-Lightbars

Model	Operating Voltage	Amp Draw	RPM (SLR)	Flash Patterns	Approvals	Base Material	LED Colors	Dome Colors	Dimensions (L x W x H)	Ship Weight (lbs)	Warranty (years)
10", 18", 25" Navigator	12	1.5 Amps per QuadraFlare head/2.5 Amps per SLR Rotator	90/120	Various	Class 1 and Title 13	Aluminum	Amber, Blue, Green, Red and White	Amber, Blue, Red and Clear	10 in x 12.5 in x 4.5 in	Varies by size and configuration	5
									17.6 in x 12.5 in x 4.5 in		
									24.8 in x 12.5 in x 4.5 in		
24" Legend LPX Discrete	12	4.0 Amps @ 12.8 V	N/A	Various	Class 1	Aluminum	Amber, Blue, Green, Red and White	Amber and Clear	24.3 in x 11.2 in x 2.5 in	16.6*	5
12" Legend	12	2.5 Amps @ 12.8 V	N/A	8	Class 1	Aluminum	Amber, Blue, Green, Red and White	Amber and Clear	12.0 in x 11.2 in x 2.5 in	16.6*	5
HighLighter LED	12	Total Amp draw depends on flash pattern used.	N/A	23	Class 1	Polycarbonate	Amber	Amber, Clear and Red	15.3 in x 8.4 in x 3.0 in	6.0*	5
HighLighter LED Plus	12	Total Amp draw depends on flash pattern used.	N/A	23	Class 1 and Title 13	Polycarbonate	Amber, Blue, Clear, Green and Red	Amber, Blue, Clear, Green and Red	15.3 in x 8.4 in x 3.0 in	6.0*	5
HighLighter LED Pro	12	Total Amp draw depends on flash pattern used.	N/A	23	Class 1 and Title 13	Polycarbonate	Amber, Blue, Clear, Green and Red	Amber, Blue, Clear, Green and Red	15.3 in x 8.4 in x 3.0 in	6.0*	5

*Permanent mount models


Mounting Kits - For use with HighLighter LED Series and HighLighter models.



452340




452341



454217



454218



210883SSG



HRX-HL

Model	Description	Model	Description
452340	Kit, magnetic mount, cigarette plug included	454218	Kit, flat mount
452341	Kit, suction-cup magnetic mount, cigarette plug included	210883SSG	Self-leveling bracket
452342	Kit magnetic mount, cigarette plug not included	HRX-HL	HighLighter bracket for use with HRX-01
454217	Kit, riser mount		